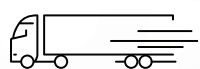


The New BMU Safelock

In addition to the audible click that can be heard when locking the detachable BMU tow ball, we have added an extra safety feature: the BMU safelock. Only when the tow ball is placed correctly, you can take out the key. This way, the signal colour is always leading.



All detachable BMU tow balls will be delivered with the new safelock, but it is a running change. This means that all new produced towbars will be delivered with the Safelock feature.



BMU towbars delivered with a safelock will of course include an updated instruction manual.



Watch the video

Extra safe



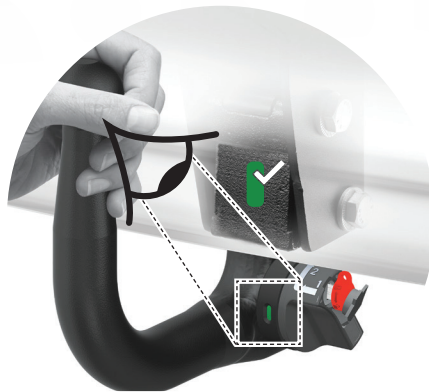
- ✓ Key has a protection cap to prevent it from bending
- ✓ Always delivered with two keys, including EAN number
- ✓ The key can only be taken out when the tow ball is placed correctly, **extra safe!**

How does the BMU Safelock work?

ATTACHING



Insert the tow ball. When locking the ball, an audible click can be heard.



Check if the signal colour is green. Green means a successful lock.




Lock the tow ball by turning the key. Now you can take out the key and you are ready to go!

DETACHING



After use, insert the key and turn the key to unlock the tow ball.



Press and hold the knob while turning the knob towards the car until the signal colour changes to red.



Now you can take out the tow ball.